


# PRIMARY English

## CONTENTS

<b>1</b>	Greetings The alphabet Numbers 1-100 .....	2
<b>2</b>	Adjectives To be .....	8
<b>3</b>	House and furniture .....	14
<b>4</b>	The body Have got .....	20
<b>5</b>	Wild animals Actions Can - Can't .....	26
	Glossary .....	32

1 Ascolta, leggi e completa.  02

you - Frank - eight - name



2 Riordina le domande e rispondi.

your  
name?  
What's

**What's your name?**  
.....  
.....

My name's  
.....

risposta personale

you?  
How old  
are

**How old are you?**  
.....  
.....

I'm  
.....

risposta personale

3 Riordina il dialogo. Ascolta e controlla.  03

Hello!

1

How are you?

5

What's your name?

3

Bye-bye!

8



Hi!

2

My name's Joe.

4

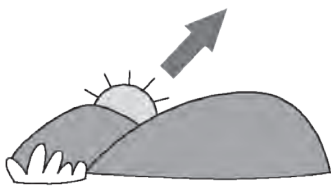
Goodbye!

7


I'm fine.

6

4 Collega il saluto all'immagine corrispondente.



morning



afternoon



evening



night




Good morning

Good afternoon

Good evening

Good night



**5** Ascolta e leggi l'alfabeto. **04** Poi risolvi i pittogrammi, disegna e scrivi.



**A**pple




**B**all



**C**at



**D**og



**E**lephant



**F**ish



**G**host



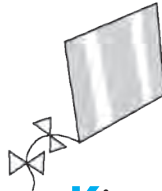
**H**at



**I**ce cream



**J**eans



**K**ite



**L**ion



**M**onkey



**N**ose




**O**ctopus



**P**encil



**Q**ueen



**R**obot



**S**tar



**T**able



**U**mbrella



**V**iolin



**W**indow



**X**-ray



**Y**o-yo



**Z**ebra




**O** ..... **N** ..... **E** .....



**P** ..... **E** ..... **N** .....



**C** ..... **A** ..... **R** .....

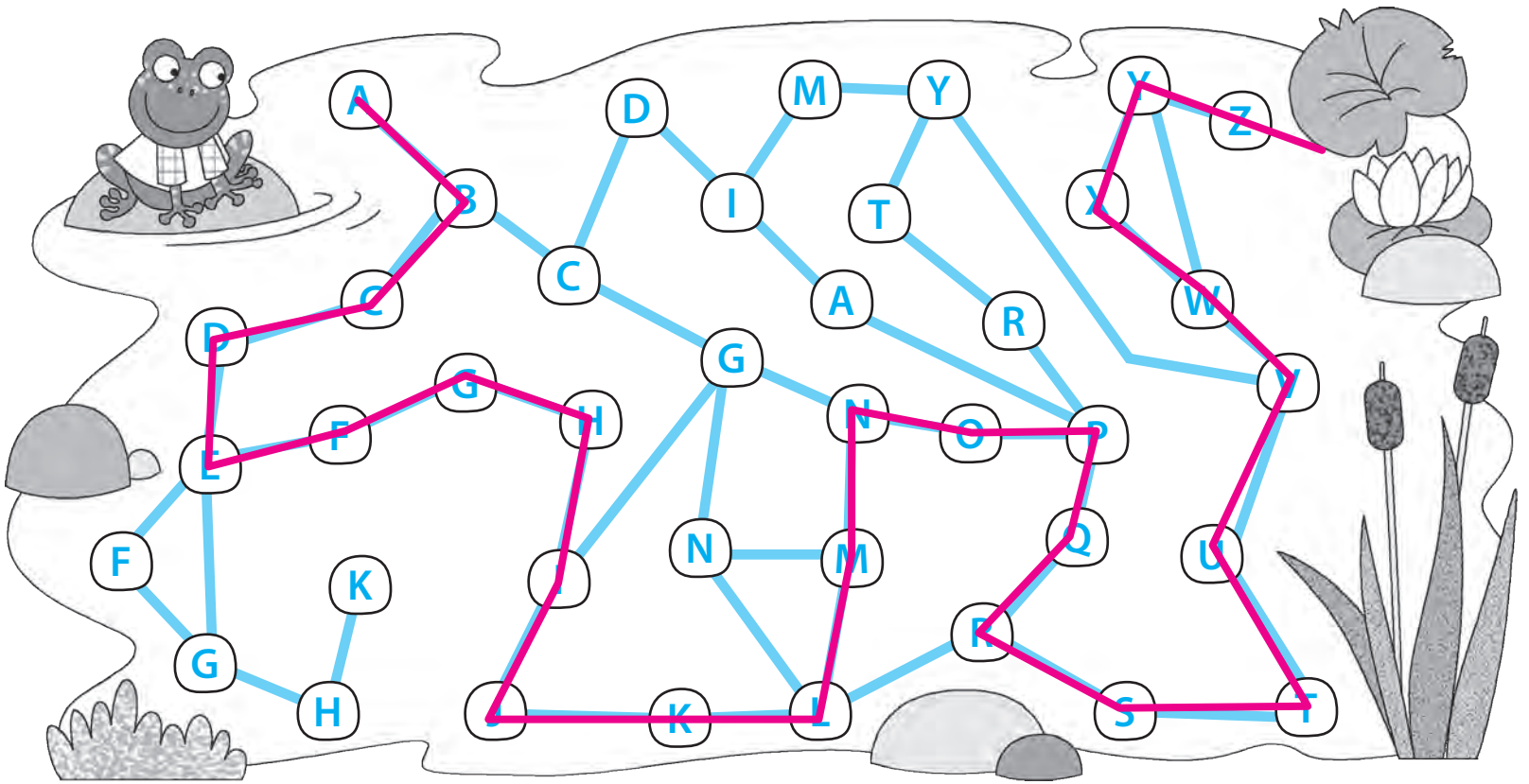


**S** ..... **I** ..... **X** .....





6 Segui il giusto ordine alfabetico e fai arrivare Frank alla sua foglia.



7 Ascolta, completa e abbinna.  05



a- 5

- |    |        |
|----|--------|
| 1- | FROG   |
| 2- | THREE  |
| 3- | CHEESE |
| 4- | EYES   |
| 5- | TRAIN  |

3

e- 2



b- 4



c- 1



d- 3

**8** Leggi e collega.

twenty-three      23      27      22      twenty-two

twenty-seven      28      24      twenty-four

thirty      30      25      twenty-eight

twenty-nine      29      21      26      twenty-one

twenty-five      twenty-six

**9** Colora allo stesso modo i numeri in cifra e a parola.

thirty      10      forty      40

fifty      60      twenty

seventy      70      eighty      20      90

30      ninety      80      sixty

ten      80      sixty

100      one hundred      50


10 Ascolta e cerchia il numero che senti.  06

a- 14 4 **40**

b- 30 **13** 33

c- 5 **50** 15

d- **19** 90 99



11 Leggi e colora.

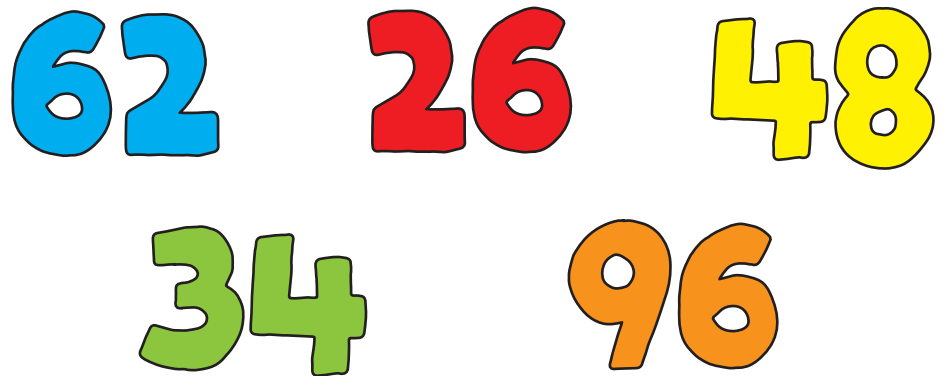
a- sixty-two is blue.

b- twenty-six is red.

c- forty-eight is yellow.

d- thirty-four is green.

e- ninety-six is orange.



12 Fai le operazioni, poi trova i numeri.

$11 + 9 =$  *twenty*

$20 - 7 =$  *thirteen*

$18 - 7 =$  *eleven*

$50 + 50 =$  *one hundred*

$60 - 30 =$  *thirty*

$10 + 6 =$  *sixteen*

$30 - 15 =$  *fifteen*

$100 - 40 =$  *sixty*

$80 + 10 =$  *ninety*

$100 - 90 =$  *ten*

O	N	E	H	U	N	D	R	E	D
P	N	S	T	W	E	N	T	Y	B
Z	I	I	A	T	K	T	H	E	D
A	N	X	I	E	J	A	I	F	G
J	E	T	L	N	C	N	R	G	H
K	T	Y	T	H	I	R	T	Y	I
L	Y	S	I	X	T	E	E	N	J
M	B	F	I	F	T	E	E	N	O
P	D	E	L	E	V	E	N	H	V

# 2

# ADJECTIVES - TO BE

1 Ascolta e numera.  07



5 beautiful



2 strong



4 tall



6 old



3 fat




1 small

2 Facendo riferimento all'esercizio precedente, leggi e abbinna ciascuna immagine al suo contrario.




2 weak



1 big



5 ugly



4 short




3 thin



6 young



3 Collega i fumetti alle immagini.




I'm strong.


I'm beautiful.

I'm young.

I'm small.



4 Osserva e scrivi.



tall - short - old -  
thin - fat

1- She's **tall** .....


2- He's **short** .....

3- He's **fat** .....

4- She's **thin** .....

5- She's **old** .....

5 Leggi e scrivi i nomi.




1- **Mary** .....



2- **Karl** .....



3- **Bob** .....



4- **John** .....

5- **Doris** .....

Mary is my mum.  
**She's** tall and thin.

Doris is my aunt.  
**She's** fat.

John is my cousin.  
**He's** young, short and thin.

Bob is my dad.  
**He's** tall, fat and strong.

Karl is my grandad.  
**He's** tall and fat.

6 Osserva le immagini e completa.

old - strong - beautiful - young



1- **He's strong** .....



2- **She's beautiful** .....



3- **She's young** .....



4- **He's old** .....

7 Ascolta e numera.  08



8 Ora osserva l'esercizio precedente e scrivi delle frasi usando il pronome personale corretto (He - She).

 He's happy .....

 He's bored .....

 She's scared .....

 He's great .....

 She's sleepy .....


 She's tired .....

 He's sad .....

 He's angry .....



9 Fai il maxi cruciverba degli aggettivi.



3  
S  
C  
2 B E A U T I F U L  
9 G E  
8 B O R E D  
7 I  
10 T E R R O R  
11 H A P P Y  
13 Y O U N G  
14 W  
15 T I R E D  
16 S A D  
17 L  
19 R F  
18 T A L L  
K





10 Osserva questi quadri famosi e completa.

## FAMOUS PAINTINGS

Look at the people in these famous paintings.  
Complete with the words in the box.

happy - tired  
sad - scared



Roy Lichtenstein, *Crying girl*, 1964

1- She's **sad** .....



Pierre-Auguste Renoir, *Bal au moulin de la Galette*, 1876

2- They're **happy** .....



Edvard Munch, *The Scream*, 1893

3- He's **scared** .....



Vincent van Gogh, *Portrait of Dr Gachet*, 1890

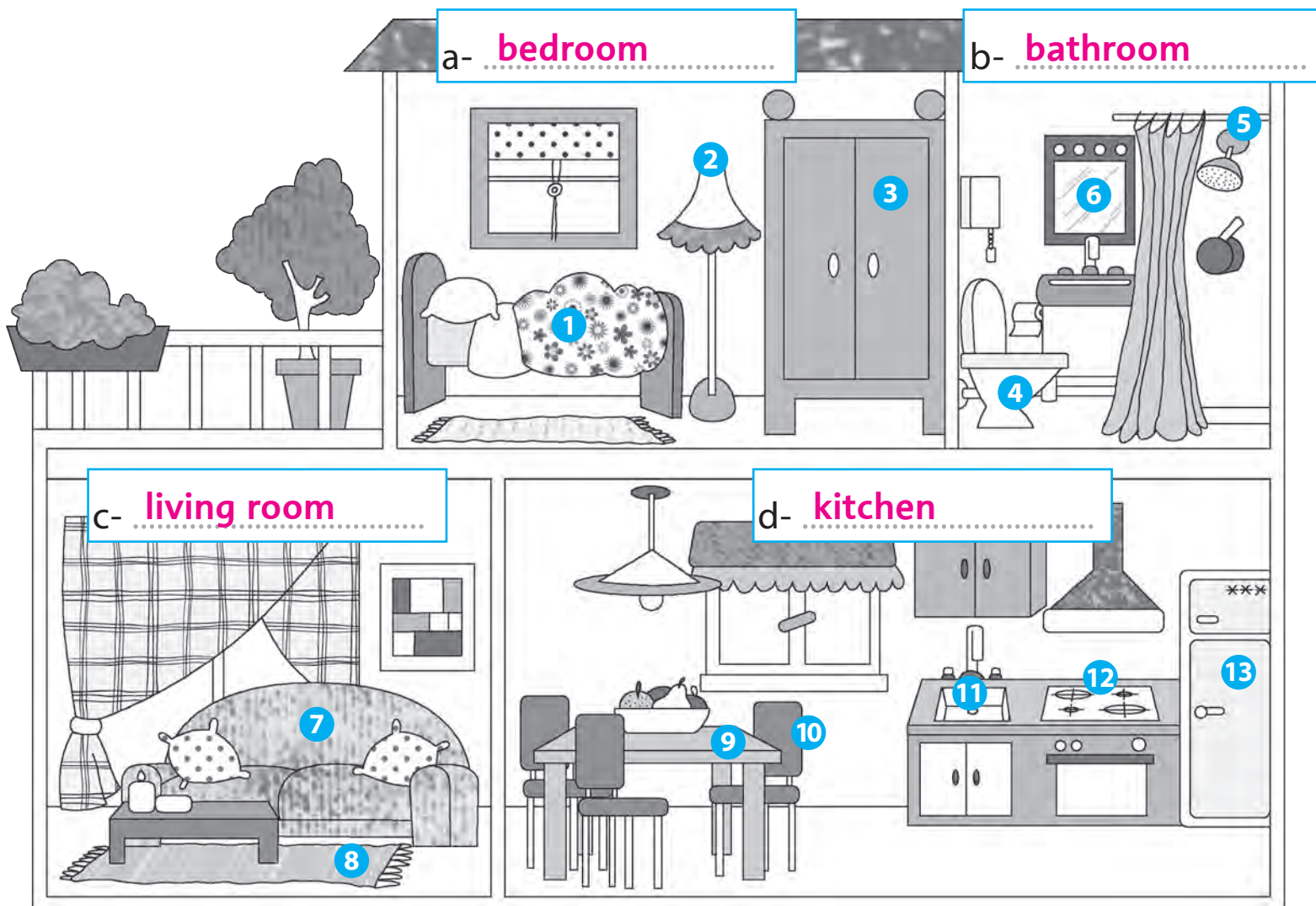
4- He's **tired** .....

# 3

# HOUSE AND FURNITURE

1 Scrivi i nomi delle stanze.

bathroom - bedroom - living room - kitchen



2 Osserva l'esercizio precedente e abbinati. Ascolta e controlla. 09

- |                   |                 |                  |                 |                 |
|-------------------|-----------------|------------------|-----------------|-----------------|
| <b>9</b> table    | <b>1</b> bed    | <b>7</b> sofa    | <b>11</b> sink  | <b>10</b> chair |
| <b>12</b> cooker  | <b>2</b> lamp   | <b>8</b> carpet  | <b>5</b> shower | <b>6</b> mirror |
| <b>3</b> wardrobe | <b>4</b> toilet | <b>13</b> fridge |                 |                 |



3 Leggi, disegna e colora.

disegno di  
un frigorifero  
rosso

This is  
a red fridge.

disegno di  
un divano  
verde

This is  
a green sofa.


disegno di  
un armadio  
marrone

This is  
a brown  
wardrobe.


disegno di  
un tappeto  
rosa

This is  
a pink carpet.

4 Scrivi il nome di ciascun oggetto e collegalo alla sua stanza.



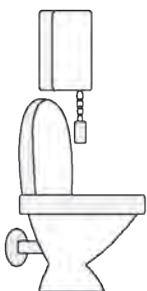
bed



sofa



fridge



toilet

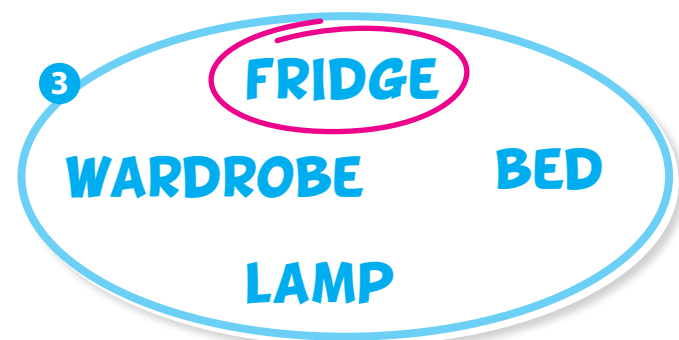
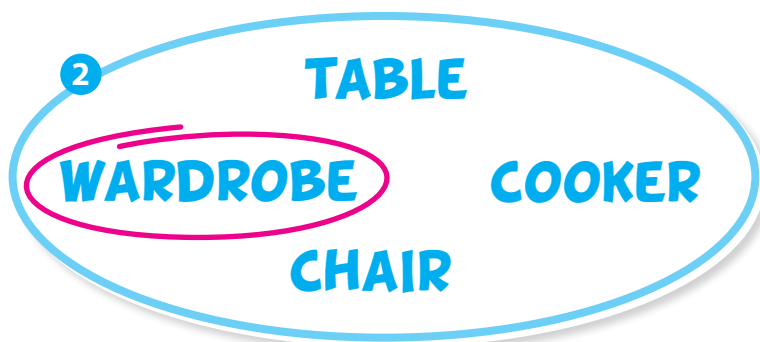
living room

kitchen

bathroom

bedroom

5 Trova l'intruso in ogni gruppo.



6 Risolvi il cruciverba.

1



2



3



4



2

W  
A  
D

3

B  
E

4

F R I D G E

5

M I R R O R

7

T

6

S O F A

8

C A R P E T

9

L A M P

E

5



6



7



8



9





7 Dove si trovano i componenti della famiglia Smith? Ascolta e abbinna. 10

Where's Mr Smith?

He's in the bedroom.

a

b

c

d

Mr Smith

Mrs Smith

Mary

Joe

**RICORDA!**

There is a chair.  
There are four chairs.

8 Completa con **There is** e **There are** e la stanza corretta.

1

2

3

4

- 1- **There is** ..... a doll  
in the **bedroom** .....
- 2- **There are** ..... two cats  
in the **living room** .....
- 3- **There is** ..... a ball  
in the **bathroom** .....
- 4- **There are** ..... four chairs  
in the **kitchen** .....

9 Osserva, leggi le preposizioni e tienile a mente!



in front of



on



under



next to

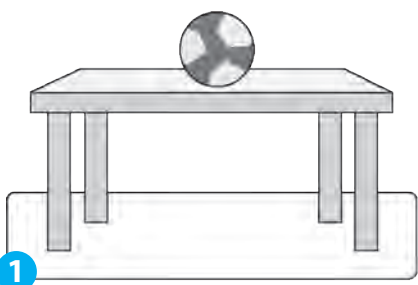


behind



in

10 Leggi e segna la preposizione corretta.

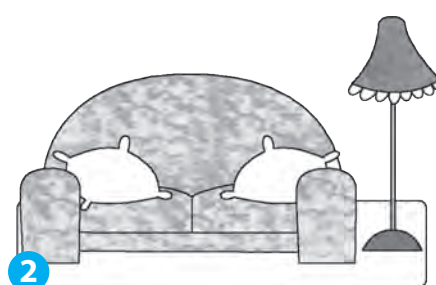


The ball is

on

under

the table.



The lamp is

under

next to

the sofa.




The apple is

in

on

the fridge.




The rabbit is

on

next to

the sofa.

11 Osserva, leggi e completa con la preposizione corretta.



1- Paul is **in front of** ..... the door.

2- There's a lamp **next to** .....  
the wardrobe.

3- There are two chairs **on** .....  
the carpet.


5- The window is **behind** .....  
Meg.

12 Trova nell'immagine il mobilio qui indicato.

## CAN YOU FIND... ?



a table




a chair



a mirror



a carpet



a bed



a wardrobe



a lamp



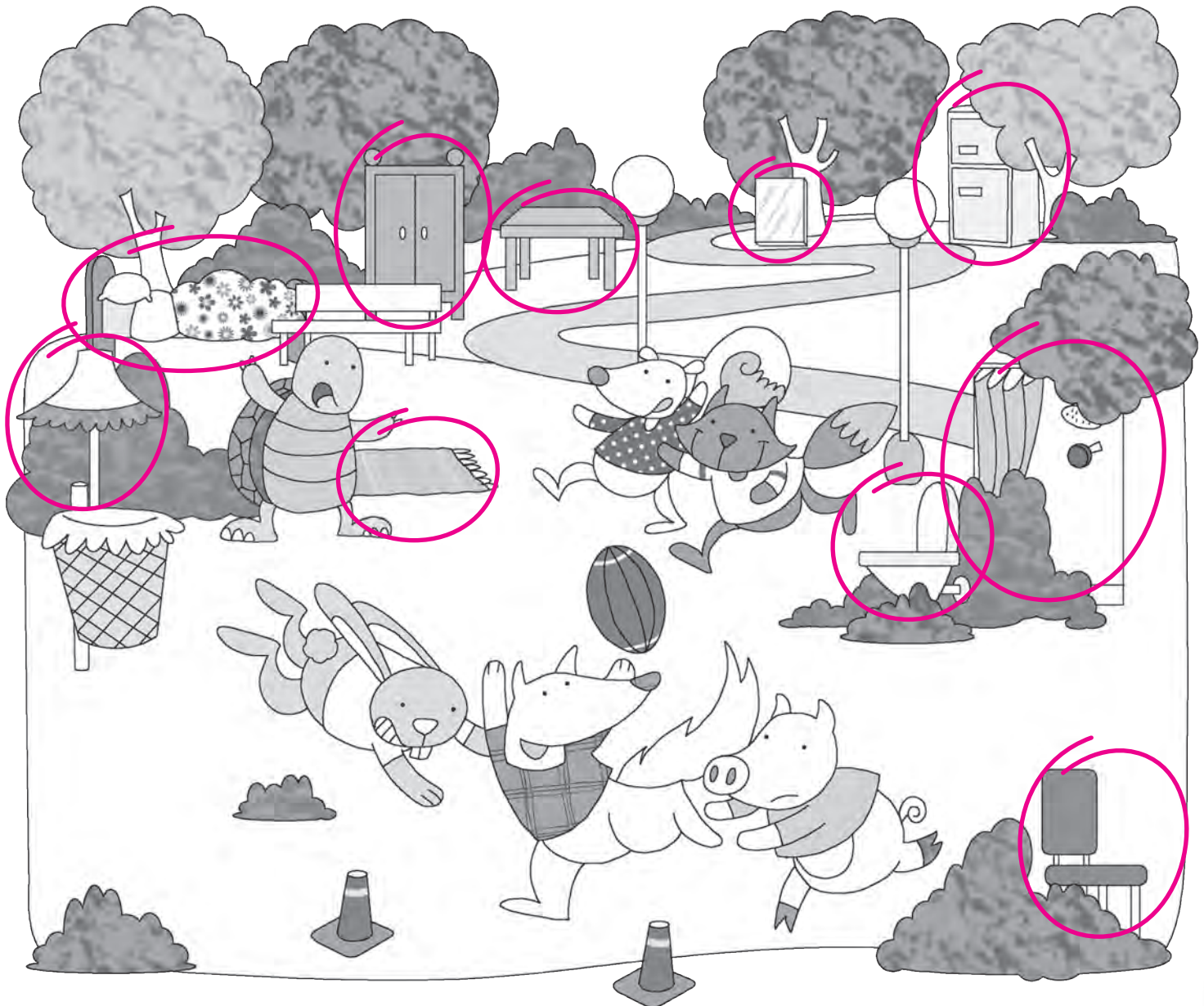
a toilet



a shower




a fridge

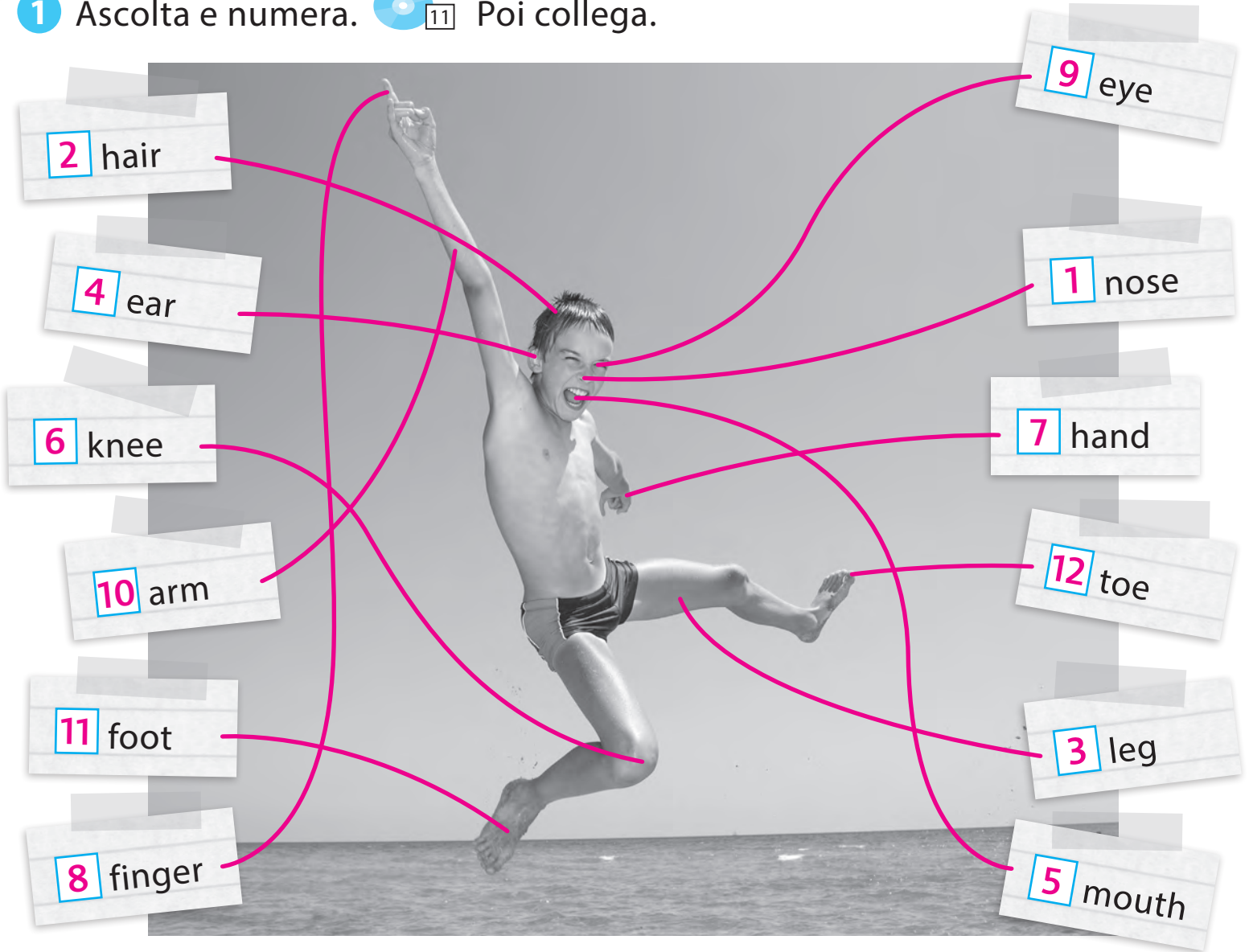




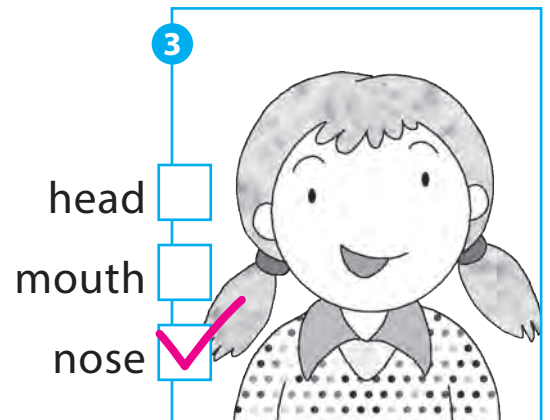


# 4

# THE BODY - HAVE GOT

1 Ascolta e numera.  11 Poi collega.



2 Cosa manca? Completa i disegni e segna la parola giusta.





3 Trova nove parole del corpo al plurale nello schema e riscrivile.

- 1- ears .....
- 2- legs .....
- 3- feet .....
- 4- toes .....
- 5- arms .....
- 6- fingers .....
- 7- knees .....
- 8- hands .....
- 9- eyes .....

**RICORDA!**

La parola **foot**, al plurale, diventa **feet**.


E	A	R	S	Y	M	T	L	U
J	P	K	L	W	F	E	E	T
A	R	M	S	Z	E	O	G	O
D	F	I	N	G	E	R	S	E
R	U	A	T	K	N	E	E	S
H	A	N	D	S	E	Y	E	S

4 Leggi, osserva e abbina.

1- I've got four ears.

2- I've got three arms.

3- I've got three eyes.



- 5 Completa con le parole nelle stelle, poi disegna l'alieno e colora.



disegno di un alieno con:

- testa grande viola
- capelli blu
- tre occhi piccoli
- una bocca grande rossa
- grande corpo arancione
- due braccia o gambe gialle e corte
- quattro gambe o braccia lunghe
- due mani grandi e verdi
- quattro piedi lunghi e marroni



Hello, I'm Stitch.

I'm an alien.

I've got a big purple head and blue hair.

My face: I've got three small **eyes**.....  
and a big red **mouth**.....

I've got a big orange body, two short yellow **arms/legs**... and four long **legs/arms**...

My two hands are big and green and my four feet are long and brown.

- 6 Immagina di essere Stitch. Rispondi alle domande.

Usa: **Yes, I have.** oppure **No, I haven't.**


- |                                      |   |
|--------------------------------------|---|
| 1- Have you got a big purple head?   | <b>Yes</b> ....., <b>I have</b> .....   |
| 2- Have you got two eyes?            | <b>No</b> ....., <b>I haven't</b> ..... |
| 3- Have you got a small orange body? | <b>No</b> ....., <b>I haven't</b> ..... |
| 4- Have you got four brown feet?     | <b>Yes</b> ....., <b>I have</b> .....   |
| 5- Have you got two red hands?       | <b>No</b> ....., <b>I haven't</b> ..... |
| 6- Have you got blue hair?           | <b>Yes</b> ....., <b>I have</b> .....   |

7 Ascolta e completa con la parte del corpo corretta.  12

hair - ears - eyes - legs - nose - eyes - mouth - hands




I've got  
big **eyes**.....



You've got  
a long  
**nose**.....

He's got small  
**ears**.....




She's got  
a big  
**mouth**.....

It's got three  
**eyes**.....


We've got big  
**hands**.....




You've got beautiful  
**hair**.....



They've got long  
**legs**.....




8 Osserva, ascolta e segna.  13



It's got black hair.

She's got black hair.




It's got big feet.

He's got big feet.



She's got a small mouth.

He's got a small mouth.



He's got short hair.

She's got short hair.

9 Riordina le frasi.

1- have hair blonde I got

*I have got blonde hair.* .....

2- He blue got eyes has

*He has got blue eyes.* .....

3- father My big has got hands

*My father has got big hands.* .....

4- has big She eyes got

*She has got big eyes.* .....


5- Has got short he hair ?

*Has he got short hair?* .....

6- Have a you ball got ?

*Have you got a ball?* .....



- 10 Ascolta la canzone, cantala e impara i movimenti.  14

## LET'S SING AND DANCE!



**HEAD**



**SHOULDERS**



**KNEES**



**TOES**

and



and **EYES**



and

**EARS**



and **MOUTH**







and **NOSE**




**HEAD, SHOULDERS,  
KNEES AND TOES,  
KNEES AND TOES!**



1 Ascolta e numera.  15

lion **6**crocodile **4**giraffe **1**monkey **8**tiger **9**penguin **2**elephant **5**eagle **12**bear **7**zebra **11**snake **3**cheetah **10**

2 Colora gli spazi con i puntini, scopri gli animali e scrivi i loro nomi.



bear

snake

eagle

elephant

- 3 Completa con i nomi degli animali, poi abbinata ciascuno alla sua descrizione.



1- **snake** ..... 2- **lion** ..... 3- **crocodile** ..... 4- **monkey** .....



- 4 Leggi e rispondi al quiz sugli animali.

## ANiMAL QUIZ

1 It's black and white.  
What is it?

lion

elephant

zebra

eagle

2 What colour is  
the giraffe?

black

yellow

pink

red

3 It's big and grey.  
What is it?

tiger


snake

elephant


penguin



5 Ascolta e numera.  16



4 run fast



2 swim



3 climb





1 fly





5 jump


6 Per ogni animale scegli la frase corretta.


1  It can fly.   
It can run fast.

2  It can't fly.   
It can't swim.

3  It can swim.   
It can jump.

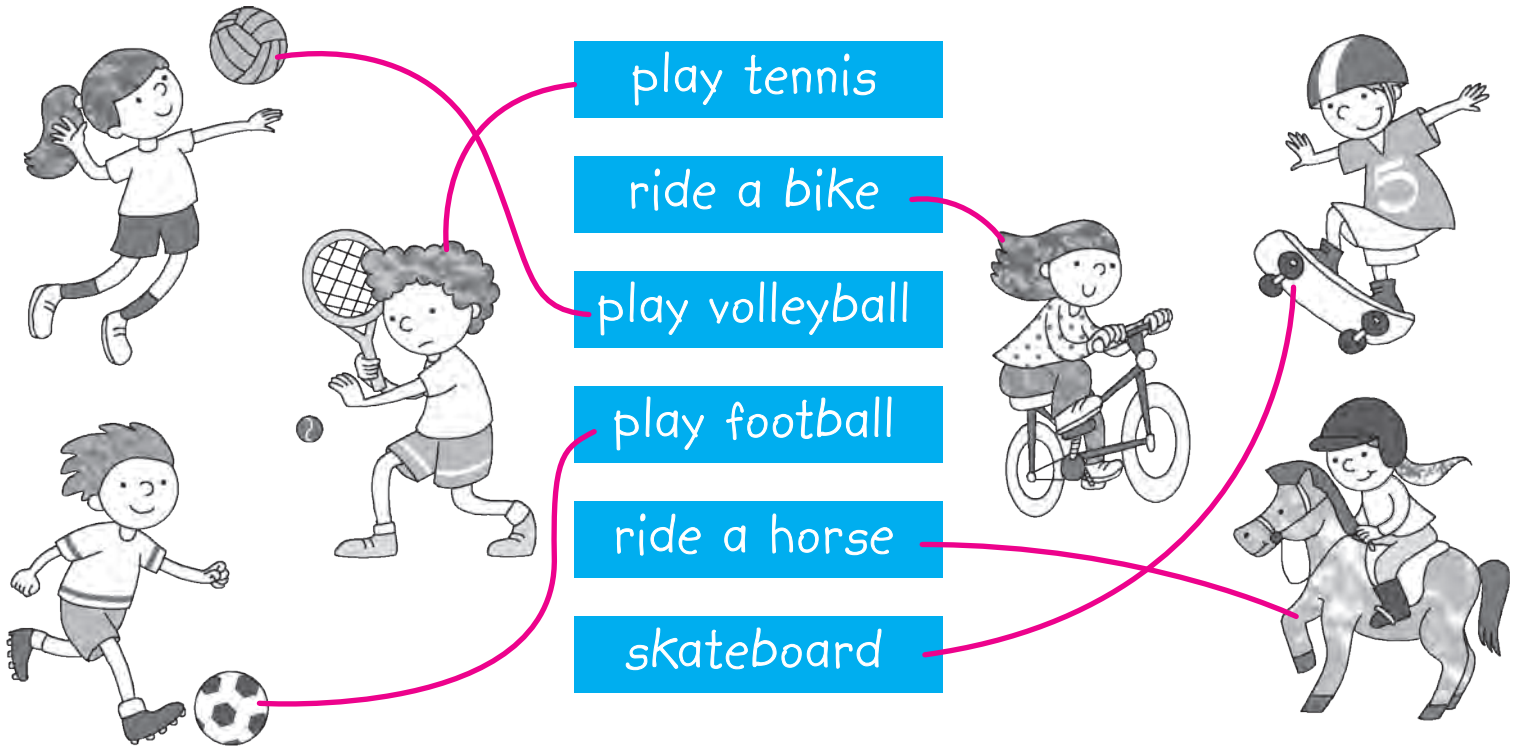
4  It can fly.   
It can't fly.

5  It can fly.   
It can swim.


6  It can't climb.   
It can't fly.



7 Leggi i verbi degli sport e collegali alle immagini.



8 Osserva le immagini e completa con **I can** o **I can't** e un'azione.





9 Rispondi alle domande. Usa **Yes, I can.** o **No, I can't.**

risposte personali

1- Can you ride an elephant? .....

2- Can you count from 10 to 100? .....

3- Can you swim? .....




4- Can you climb a tree? .....

5- Can you fly? .....

6- Can you run fast? .....

10 Osserva e completa.



He can **ride a bike** .....

**swim** ..... and

**play tennis** .....

He can't **ride a horse** .....

He **can't skateboard** ..... or

**play volleyball** .....

11 Trova nell'immagine gli animali della lista.

## CAN YOU FIND... ?



a penguin



a lion



a monkey



an eagle



an elephant



a crocodile



a snake




a tiger



a giraffe



a zebra





# GLOSSARY

## I

<i>eighty</i>	ottanta
<i>fifty</i>	cinquanta
<i>forty</i>	quaranta
<i>good afternoon</i>	buon pomeriggio
<i>good evening</i>	buonasera
<i>good morning</i>	buongiorno
<i>good night</i>	buonanotte
<i>How are you?</i>	Come stai?
<i>How old are you?</i>	Quanti anni hai?
<i>I'm fine.</i>	Sto bene.
<i>ninety</i>	novanta
<i>one hundred</i>	cento
<i>seventy</i>	settanta
<i>sixty</i>	sessanta
<i>thirty</i>	trenta
<i>twenty</i>	venti

## 2

<i>angry</i>	arrabbiato
<i>aunt</i>	zia
<i>beautiful</i>	bellissima
<i>big</i>	grande
<i>bored</i>	annoiato
<i>cousin</i>	cugino, cugina
<i>dad</i>	papà
<i>fat</i>	grasso
<i>grandad</i>	nonno
<i>great</i>	fantastico
<i>happy</i>	felice
<i>mum</i>	mamma
<i>old</i>	vecchio
<i>painting</i>	quadro
<i>people</i>	persone
<i>sad</i>	triste
<i>scared</i>	spaventato
<i>short</i>	basso
<i>sleepy</i>	assonnato
<i>small</i>	piccolo
<i>strong</i>	forte

*tall*  
*thin*  
*tired*  
*ugly*  
*weak*  
*young*

alto  
magro  
stanco  
brutto  
debole  
giovane

## 3

*bathroom*  
*bed*  
*bedroom*  
*behind*  
*carpet*  
*chair*  
*cooker*  
*fridge*  
*in front of*  
*in*  
*kitchen*  
*lamp*  
*living room*  
*mirror*  
*next to*  
*on*  
*shower*  
*sink*

*sofa*  
*table*  
*There are...*  
*There is...*  
*toilet*  
*under*  
*wardrobe*  
*Where's...?*  
*window*

bagno  
letto  
camera  
dietro  
tappeto  
sedia  
fornelli  
frigorifero  
davanti a  
in, dentro  
cucina  
lampada  
soggiorno  
specchio  
accanto a  
su, sopra  
doccia  
lavandino,  
lavello  
divano  
tavolo  
Ci sono...  
C'è...  
servizi igienici  
sotto  
armadio  
Dov'è...?  
finestra

## 4

*arm*  
*ear*  
*eye*  
*feet*

braccio  
orecchio  
occhio  
piedi

*finger*

dito (della mano)  
piede  
capelli  
mano  
testa  
ginocchio  
gamba  
bocca  
naso  
spalla  
dito (del piede)

*foot*

*hair*

*hand*

*head*

*knee*

*leg*

*mouth*

*nose*

*shoulder*

*toe*

## 5

*bear*

*Can you...?*

*cheetah*

*(to) climb*

*(to) count*

*crocodile*

*eagle*

*elephant*

*(to) fly*

*He can/can't...*

*I can/I can't...*

*(to) jump*

*lion*

*monkey*

*penguin*

*(to) play football*

*(to) play tennis*

*(to) play volleyball*

*(to) ride a bike*

*(to) ride a horse*

*(to) run fast*

*snake*

*(to) swim*

*tiger*

orso  
Sai...?  
ghepardo  
arrampicarsi  
contare  
coccodrillo  
aquila  
elefante  
volare  
Sa/Non sa...  
So/Non so...  
saltare  
leone  
scimmia  
pinguino  
giocare a calcio  
giocare a tennis  
giocare a pallavolo  
andare in bicicletta  
andare a cavallo  
correre veloce  
serpente  
nuotare  
tigre